

# Natural gas imports & exports in Spain by country

April 2015

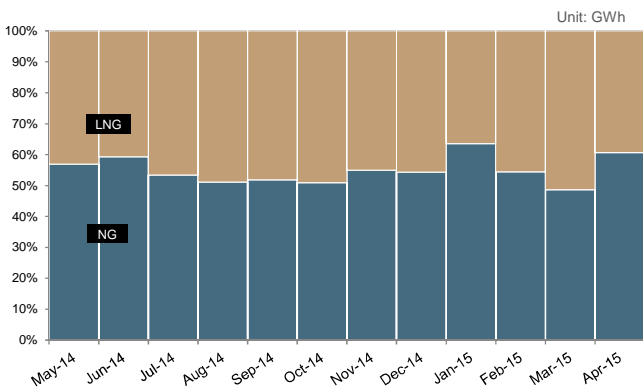
Spain's natural gas net imports reach 25,530 GWh in April, with a year-on-year rise of 6.5%. Natural gas net imports brought in by gas pipeline slightly drop (-1.5% vs. April 2014) in contrast with the 20.0% increase registered by LNG net imports.

## Natural gas imports decrease again [-8.9%]

This month, natural gas imports decrease again (-8.9%); however, these are 15.2% higher compared with last month's imports. LNG imports fall 32.0%, whereas those brought in by gas pipeline increase 16.8% in relation with April 2014. With regards to the origin of imports, those from Algeria remain stable (+0.2% year-on-year) and only LNG imports from Norway and Peru register an increase (+77.9% and +5.3%, respectively).

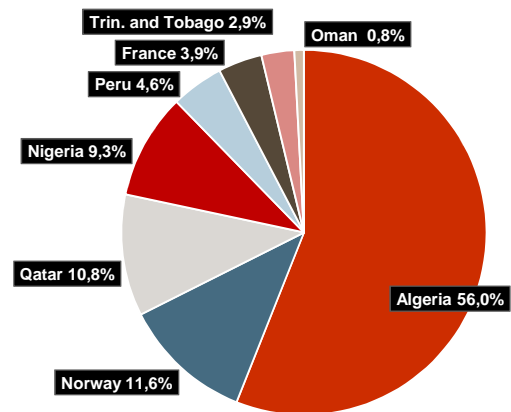
Natural gas exports reach 4,551 GWh, falling a 49.8% year-on-year. However, natural gas exports made to France this month are remarkable, 648 GWh, a value that had not been registered since September 2013. This month, LNG exports to Japan resume (1,076 GWh), something that did not happen since November 2014. LNG exports drop again (-87.0% vs. April 2014), accumulating an 84.7% decrease in the year-to-date. Excluding LNG exports to Japan, LNG has only been exported to France, Italy, Portugal and Switzerland.

### Import weight by type of supply



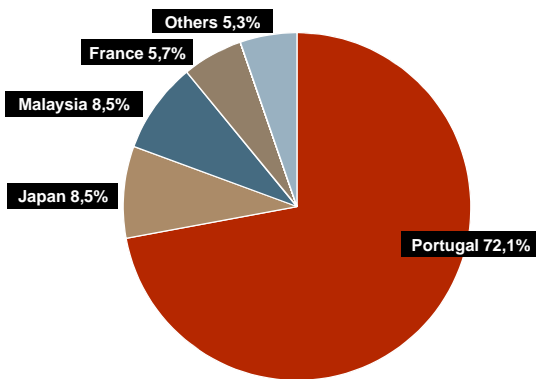
Source: Cores

### Import distribution January - April 2015\*\*



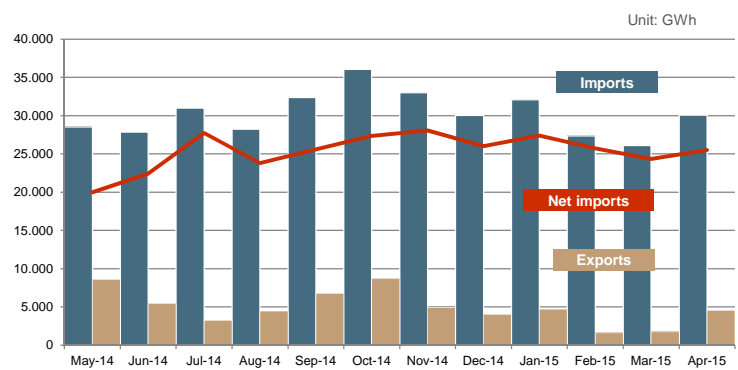
Source: Cores

### Export distribution January - April 2015



Source: Cores

### Imports vs exports



Source: Cores

## Net imports

|                          | April 2015    |            |              | Year-to-date   |              |                | Rolling year |              |  |
|--------------------------|---------------|------------|--------------|----------------|--------------|----------------|--------------|--------------|--|
|                          | Net. imports  | VR (%) (*) | Weight (%)   | Net. imports   | VR (%) (*)   | Net. imports   | VR (%) (*)   | Weight (%)   |  |
| <b>TOTAL NET IMPORTS</b> | <b>25.530</b> | <b>6,5</b> | <b>100,0</b> | <b>103.028</b> | <b>-10,9</b> | <b>304.045</b> | <b>-7,3</b>  | <b>100,0</b> |  |
| NG                       | 14.777        | -1,5       | 57,9         | 56.448         | -17,2        | 185.517        | -3,7         | 61,0         |  |
| LNG                      | 10.753        | 20,0       | 42,1         | 46.580         | -1,9         | 118.528        | -12,4        | 39,0         |  |
| OECD                     | -540          | -182,1     | -2,1         | 6.474          | -47,2        | 24.169         | -33,5        | 7,9          |  |
| Non-OECD                 | 26.070        | -8,8       | 102,1        | 96.554         | -6,6         | 279.876        | -4,0         | 92,1         |  |

Source: Cores

(\*) Rate of variation compared to the same period of previous year (see note 3)

(\*\*) Weight of imports does not correspond with the diversification of supply under Article 21 of Royal Decree 1716/2004

NOTE: other outputs of the system are not included in the OECD and Non-OECD breakdown

## Natural gas imports by country

Unit: GWh

|                                  | April 2015    |              |              | Year-to-date   |              |                | Rolling year |              |  |
|----------------------------------|---------------|--------------|--------------|----------------|--------------|----------------|--------------|--------------|--|
|                                  | Imports       | VR (%) (*)   | Weight (%)   | Imports        | VR (%) (*)   | Imports        | VR (%) (*)   | Weight (%)   |  |
| Algeria                          | 19.694        | 0,2          | 65,5         | 64.786         | -16,4        | 199.220        | -0,7         | 54,9         |  |
| LNG                              | 15.940        | 31,4         | 53,0         | 52.414         | -5,4         | 151.599        | -2,0         | 41,8         |  |
| NG                               | 3.753         | -50,2        | 12,5         | 12.372         | -43,9        | 47.621         | 3,7          | 13,1         |  |
| Nigeria                          | 2.814         | -22,8        | 9,4          | 10.802         | 0,5          | 31.768         | -3,3         | 8,8          |  |
| <b>Africa</b>                    | <b>22.508</b> | <b>-3,4</b>  | <b>74,8</b>  | <b>75.588</b>  | <b>-14,3</b> | <b>230.988</b> | <b>-1,1</b>  | <b>63,7</b>  |  |
| Belgium                          | -             | -            | -            | -              | -100,0       | 463            | -44,2        | 0,1          |  |
| France                           | 587           | -55,7        | 2,0          | 4.506          | -11,0        | 15.662         | -4,3         | 4,3          |  |
| LNG                              | 587           | -55,7        | 2,0          | 4.506          | -11,0        | 15.661         | -0,2         | 4,3          |  |
| NG                               | -             | -            | -            | -              | -            | 1              | -99,8        | ^            |  |
| Netherlands                      | -             | -            | -            | -              | -100,0       | 842            | 39,1         | 0,2          |  |
| Norway                           | 3.424         | 9,5          | 11,4         | 13.372         | -14,7        | 44.713         | -6,8         | 12,3         |  |
| NG                               | 1.704         | -21,1        | 5,7          | 9.258          | -7,1         | 32.244         | 3,5          | 8,9          |  |
| LNG                              | 1.721         | 77,9         | 5,7          | 4.115          | -27,9        | 12.468         | -25,8        | 3,4          |  |
| Portugal NG                      | -             | -            | -            | -              | -100,0       | -              | -100,0       | -            |  |
| <b>Europe and Eurasia</b>        | <b>4.011</b>  | <b>-9,9</b>  | <b>13,3</b>  | <b>17.878</b>  | <b>-19,9</b> | <b>61.681</b>  | <b>-7,6</b>  | <b>17,0</b>  |  |
| Peru                             | 882           | 5,3          | 2,9          | 5.369          | -8,1         | 13.497         | -34,3        | 3,7          |  |
| Trin. and Tobago                 | -             | -100,0       | -            | 3.386          | -61,4        | 18.044         | -13,2        | 5,0          |  |
| <b>Central and South America</b> | <b>882</b>    | <b>-65,5</b> | <b>2,9</b>   | <b>8.756</b>   | <b>-40,1</b> | <b>31.542</b>  | <b>-23,7</b> | <b>8,7</b>   |  |
| Oman                             | -             | -            | -            | 964            | -            | 2.796          | 558,1        | 0,8          |  |
| Qatar                            | 2.680         | -1,3         | 8,9          | 12.456         | 6,5          | 35.797         | -12,0        | 9,9          |  |
| <b>Middle East</b>               | <b>2.680</b>  | <b>-1,3</b>  | <b>8,9</b>   | <b>13.419</b>  | <b>14,7</b>  | <b>38.593</b>  | <b>-6,1</b>  | <b>10,6</b>  |  |
| <b>Total</b>                     | <b>30.081</b> | <b>-8,9</b>  | <b>100,0</b> | <b>115.641</b> | <b>-15,5</b> | <b>362.804</b> | <b>-5,2</b>  | <b>100,0</b> |  |
| <b>NG</b>                        | <b>18.231</b> | <b>16,8</b>  | <b>60,6</b>  | <b>66.178</b>  | <b>-6,2</b>  | <b>199.504</b> | <b>-1,5</b>  | <b>55,0</b>  |  |
| <b>LNG</b>                       | <b>11.850</b> | <b>-32,0</b> | <b>39,4</b>  | <b>49.463</b>  | <b>-25,3</b> | <b>163.300</b> | <b>-9,3</b>  | <b>45,0</b>  |  |
| <b>OECD</b>                      | <b>4.011</b>  | <b>-9,9</b>  | <b>13,3</b>  | <b>17.878</b>  | <b>-19,9</b> | <b>61.681</b>  | <b>-7,6</b>  | <b>17,0</b>  |  |
| <b>Non-OECD</b>                  | <b>26.070</b> | <b>-8,8</b>  | <b>86,7</b>  | <b>97.763</b>  | <b>-14,6</b> | <b>301.123</b> | <b>-4,7</b>  | <b>83,0</b>  |  |

Source: Cores

## Natural gas exports by country

Unit: GWh

|                                  | April 2015     |               |              | Year-to-date    |               |                 | Rolling year |              |  |
|----------------------------------|----------------|---------------|--------------|-----------------|---------------|-----------------|--------------|--------------|--|
|                                  | Exports        | VR (%) (*)    | Weight (%)   | Exports         | VR (%) (*)    | Exports         | VR (%) (*)   | Weight (%)   |  |
| Slovenia                         | -              | -             | -            | -               | -100,0        | 1,2             | 295,5        | ^            |  |
| France                           | 648,4          | 1.122,7       | 14,2         | 712,9           | 121,5         | 882,1           | -80,5        | 1,5          |  |
| NG                               | 635,4          | 1.290,7       | 14,0         | 651,2           | 118,9         | 757,8           | -83,1        | 1,3          |  |
| LNG                              | 13,0           | 76,5          | 0,3          | 61,8            | 153,2         | 124,3           | 179,3        | 0,2          |  |
| Greece                           | -              | -             | -            | -               | -             | 644,6           | -            | 1,1          |  |
| Italy                            | 4,6            | -19,2         | 0,1          | 34,9            | 35,8          | 87,5            | -96,6        | 0,1          |  |
| Norway                           | -              | -             | -            | -               | -100,0        | 139,0           | 17.989,2     | 0,2          |  |
| Macedonia                        | -              | -             | 0,0          | 0,5             | -             | 0,5             | -            | ^            |  |
| Portugal                         | 2.821,5        | 399,2         | 62,0         | 9.091,5         | 328,1         | 13.334,7        | 139,1        | 22,7         |  |
| NG                               | 2.818,8        | 401,5         | 61,9         | 9.078,6         | 330,1         | 13.229,4        | 138,7        | 22,5         |  |
| LNG                              | 2,7            | -12,8         | 0,1          | 12,9            | -1,6          | 105,3           | 188,8        | 0,2          |  |
| Switzerland                      | 1,2            | 106,0         | ^            | 3,6             | 139,6         | 6,5             | 213,4        | ^            |  |
| Turkey                           | -              | -             | -            | -               | -             | 2.845,3         | -            | 4,8          |  |
| <b>Europe and Eurasia</b>        | <b>3.475,7</b> | <b>456,5</b>  | <b>76,4</b>  | <b>9.843,4</b>  | <b>297,9</b>  | <b>17.941,4</b> | <b>42,0</b>  | <b>30,5</b>  |  |
| United States                    | -              | -             | -            | -               | -             | 950,3           | -            | 1,6          |  |
| Mexico                           | -              | -100,0        | -            | -               | -100,0        | -               | -100,0       | -            |  |
| <b>North America</b>             | <b>-</b>       | <b>-100,0</b> | <b>-</b>     | <b>-</b>        | <b>-100,0</b> | <b>950,3</b>    | <b>-79,9</b> | <b>1,6</b>   |  |
| Argentina                        | -              | -100,0        | -            | -               | -100,0        | 6.056,7         | 45,6         | 10,3         |  |
| Brasil                           | -              | -100,0        | -            | -               | -100,0        | 4.849,7         | -63,7        | 8,3          |  |
| Puerto Rico                      | -              | -             | -            | -               | -             | 929,9           | -            | 1,6          |  |
| <b>Central and South America</b> | <b>-</b>       | <b>-100,0</b> | <b>-</b>     | <b>-</b>        | <b>-100,0</b> | <b>11.836,4</b> | <b>-32,5</b> | <b>20,1</b>  |  |
| Israel                           | -              | -             | -            | -               | -             | -               | -100,0       | -            |  |
| United Arab Emirates             | -              | -             | -            | -               | -             | 889,1           | -            | 1,5          |  |
| Kuwait                           | -              | -100,0        | -            | -               | -100,0        | 2.097,7         | 118,2        | 3,6          |  |
| <b>Middle East</b>               | <b>-</b>       | <b>-100,0</b> | <b>-</b>     | <b>-</b>        | <b>61,2</b>   | <b>2.986,9</b>  | <b>61,2</b>  | <b>5,1</b>   |  |
| China                            | -              | -             | -            | -               | -             | 3.169,4         | -            | 5,4          |  |
| South Korea                      | -              | -100,0        | -            | 485,8           | -87,8         | 7.747,3         | 13,6         | 13,2         |  |
| India                            | -              | -100,0        | -            | -               | -100,0        | 954,1           | -53,4        | 1,6          |  |
| Japan                            | 1.075,5        | -3,0          | 23,6         | 1.075,5         | -59,4         | 10.873,1        | 101,8        | 18,5         |  |
| Malaysia                         | -              | -             | -            | 1.066,2         | -             | 2.090,0         | -            | 3,6          |  |
| Singapur                         | -              | -             | -            | -               | -             | -               | -100,0       | -            |  |
| Taiwan                           | -              | -100,0        | -            | -               | -100,0        | -               | -100,0       | -            |  |
| <b>Asia Pacific</b>              | <b>1.075,5</b> | <b>-74,3</b>  | <b>23,6</b>  | <b>2.627,5</b>  | <b>-75,2</b>  | <b>24.833,8</b> | <b>38,2</b>  | <b>42,3</b>  |  |
| Other outputs of the system (1)  | -              | -100,0        | -            | 141,8           | 151,1         | 209,8           | 271,4        | 0,4          |  |
| <b>TOTAL EXPORTS</b>             | <b>4.551,2</b> | <b>-49,8</b>  | <b>100,0</b> | <b>12.612,7</b> | <b>-40,5</b>  | <b>58.758,6</b> | <b>7,3</b>   | <b>100,0</b> |  |
| <b>NG</b>                        | <b>3.454,2</b> | <b>468,4</b>  | <b>75,9</b>  | <b>9.730</b>    | <b>304,0</b>  | <b>13.987</b>   | <b>39,7</b>  | <b>23,8</b>  |  |
| <b>LNG</b>                       | <b>1.097,0</b> | <b>-87,0</b>  | <b>24,1</b>  | <b>2.883</b>    | <b>-84,7</b>  | <b>44.771</b>   | <b>0,0</b>   | <b>76,2</b>  |  |
| <b>OECD</b>                      | <b>4.551,2</b> | <b>19,9</b>   | <b>100,0</b> | <b>11.404</b>   | <b>13,4</b>   | <b>37.512</b>   | <b>23,2</b>  | <b>63,8</b>  |  |
| <b>Non-OECD</b>                  | <b>-</b>       | <b>-100,0</b> | <b>-</b>     | <b>1.209</b>    | <b>-89,2</b>  | <b>21.247</b>   | <b>-12,6</b> | <b>36,2</b>  |  |

Source: Cores

(\*) Rate of variation compared to the same period of previous year (see note 3)

(1) Gassing up operations of ships. Breakdown available since January 2014.

- equals 0.0 / ^ greater than 0.0 / n.a.: not applicable

Note 1: all imports / exports are in the form of LNG, unless indicated otherwise.

Note 2: the weight of imports does not match the supply diversification under Article 21 of Royal Decree 1716/2004.

Note 3: In order to adapt to European legislation, since January 2015, the concept of gas transit contract has been changed, being considered hereinafter as import and export. Consequently the 2014 and 2015 data would not be always comparable.