

Natural gas imports & exports in Spain by country

March 2016

After last February's fall, net imports of natural gas are 27,262 GWh in March, experiencing a growth of 12.0% and a rise of 21.7% compared to February 2016. Both LNG net imports (+18.0%) and natural gas by pipeline (+4.8%) increase.

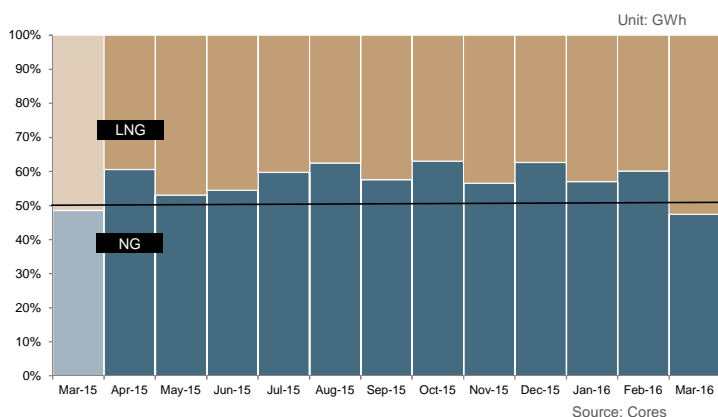
Natural gas imports to Spain reach 29,841 GWh this month, 14.3% higher than March 2015, month in which the minimum value of 2015 natural gas imports was recorded. Compared to February 2016, imports increase by 20.4%. Geographically, this month there is a rise in imports from Africa (+32.5%) and Europe and Eurasia (+12.4%), whilst Central and South America (-34.5%) and Middle East (-24.6%) decrease.

The main suppliers of natural gas to Spain in the YTD are Algeria (54.5%), Norway (13.0%), Nigeria (13.0%) and Qatar (10.0%).

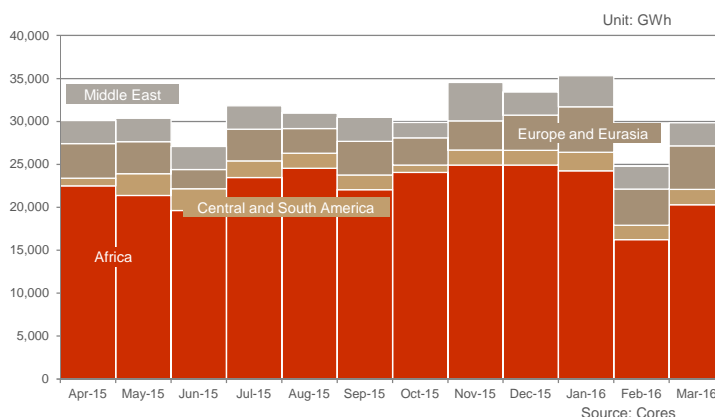
This month, exports of natural gas reach 2,580 GWh, 46.2% above March 2015, when the second annual minimum value after February 2015 was recorded. This month, only 2.0% of exports are made in liquid state to France, Italy, Portugal and Switzerland. The remaining 98% is exported via pipeline to both Portugal and France (97.7% and 0.3% respectively of total exports).

Natural gas net imports increase [+12.0% vs. March 2015]

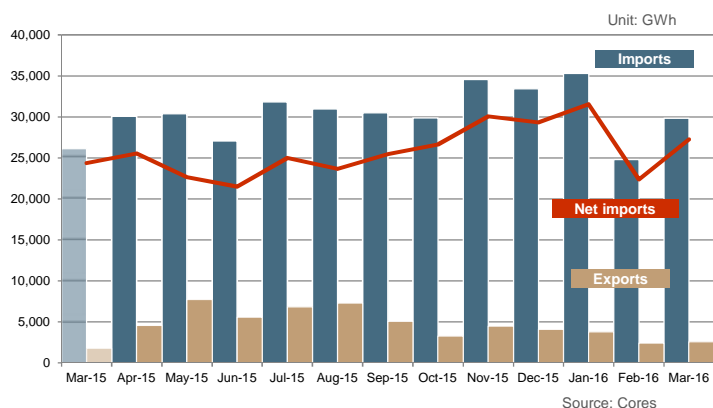
Import weight by type of supply



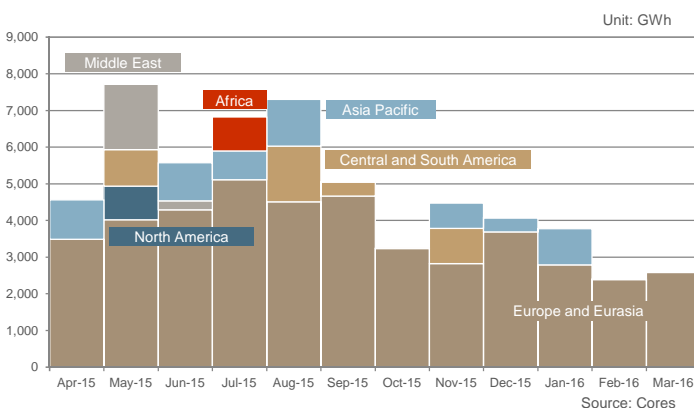
Import distribution by geographical areas



Imports vs. exports



Export distribution by geographical areas



Net imports

	March 2016			Year-to-date		Rolling year		
	Net. imports	VR (%) (*)	Weight (%)	Net. imports	VR (%) (*)	Net. imports	VR (%) (*)	Weight (%)
TOTAL NET IMPORTS	27,262	12.0	100.0	81,182	4.8	310,952	2.8	100.0
NG	11,608	4.8	42.6	41,567	-0.2	171,255	-7.8	55.1
LNG	15,653	18.0	57.4	39,616	10.7	139,697	19.7	44.9
OECD	2,492	-13.0	9.1	6,802	-2.6	-1,913	-107.6	-
Non-OECD	24,769	14.7	90.9	74,380	5.5	312,865	12.9	-

Source: Cores

(*) Rate of variation compared to the same period of previous year (see note 3)

(**) Weight of imports does not correspond with the diversification of supply under Article 21 of Royal Decree 1716/2004

NOTE: Other outputs of the system are not included in the OECD and Non-OECD breakdown

Natural gas imports by country

Unit: GWh

	March 2016			Year-to-date		Rolling year		
	Imports	VR (%) (*)	Weight (%)	Imports	VR (%) (*)	Imports	VR (%) (*)	Weight (%)
Algeria	15,629	28.3	52.4	49,056	8.8	222,363	11.7	60.3
NG	9,976	9.6	33.4	37,386	2.5	176,258	19.3	47.8
LNG	5,653	83.7	18.9	11,670	35.4	46,104	-10.3	12.5
Nigeria	4,669	49.0	15.6	11,702	46.5	45,913	40.8	12.5
Africa	20,298	32.5	68.0	60,758	14.5	268,276	15.8	72.8
Peru	933	-50.7	3.1	2,668	-40.6	8,974	-33.3	2.4
Trin. and Tobago	854	2.2	2.9	2,973	-12.2	12,341	-37.5	3.3
Central and South America	1,787	-34.5	6.0	5,641	-28.4	21,316	-35.8	5.8
Belgium	-	-	-	-	-	-	-100.0	-
France	1,032	-11.0	3.5	2,829	-27.8	11,661	-28.9	3.2
NG	1,032	-11.1	3.5	2,828	-27.8	11,661	-28.9	3.2
LNG	0	-	0.0	1	-	1	-56.1	^
Netherlands	-	-	-	-	-	-	-100.0	-
Norway	4,039	20.6	13.5	11,729	17.9	33,924	-23.6	9.2
NG	3,129	29.1	10.5	8,956	18.6	25,544	-21.9	6.9
LNG	910	-1.8	3.1	2,772	15.8	8,381	-28.5	2.3
Portugal NG	-	-	-	-	-	5	-	^
Europe and Eurasia	5,072	12.4	17.0	14,557	5.0	45,591	-26.6	12.4
Oman	-	-	-	-	-100.0	-	-100.0	-
Qatar	2,685	-24.6	9.0	8,987	-8.1	33,386	-6.8	9.1
Middle East	2,685	-24.6	9.0	8,987	-16.3	33,386	-13.6	9.1
Total	29,841	14.3	100.0	89,942	5.1	368,568	0.8	100.0
NG	14,137	11.4	47.4	49,170	2.6	213,468	8.4	57.9
LNG	15,704	16.9	52.6	40,772	8.4	155,100	-8.2	42.1
OECD	5,072	12.4	17.0	14,557	5.0	45,591	-26.6	12.4
Non-OECD	24,769	14.7	83.0	75,385	5.2	322,978	6.4	87.6

Source: Cores

Natural gas exports by country

Unit: GWh

	March 2016			Year-to-date		Rolling year		
	Exports	VR (%) (*)	Weight (%)	Exports	VR (%) (*)	Exports	VR (%) (*)	Weight (%)
Egypt	-	-	-	-	-	930.9	-	1.6
Africa	-	-	-	-	-	930.9	-	1.6
Canada	-	-	-	-	-	911.5	-	1.6
United States	-	-	-	-	-	-	-100.0	-
Mexico	-	-	-	-	-	-	-100.0	-
North America	-	-	-	-	-	911.5	-52.2	1.6
Argentina	-	-	-	-	-	1,987.7	-71.6	3.4
Brasil	-	-	-	-	-	1,867.3	-72.9	3.2
Puerto Rico	-	-	-	-	-	-	-100.0	-
Central and South America	-	-	-	-	-	3,855.0	-73.9	6.7
Cyprus	-	-	-	-	-	202.2	-	0.4
Slovenia	-	-	-	0.3	-	0.3	-75.1	^
France	43.2	5.1	1.7	123.9	30.7	5,873.1	1,752.6	10.2
NG	8.0	-47.8	0.3	18.3	16.1	5,588.2	3,225.3	9.7
LNG	35.2	36.6	1.4	105.6	33.6	284.8	91.2	0.5
Greece	-	-	-	-	-	-	-100.0	-
Italy	7.3	-38.6	0.3	22.1	-26.7	735.6	730.6	1.3
Macedonia	-	-	-	-	-100.0	-	-100.0	-
Norway	-	-	-	-	-	-	-100.0	-
Portugal	2,527.8	58.7	98.0	7,605.6	21.3	36,758.2	231.8	63.8
NG	2,520.6	58.5	97.7	7,585.3	21.2	36,625.0	233.8	63.6
LNG	7.2	132.0	0.3	20.2	99.9	133.2	26.1	0.2
Switzerland	1.2	38.0	^	3.3	39.9	11.3	91.0	^
Turkey	-	-	-	-	-	-	-100.0	-
Europe and Eurasia	2,579.6	56.6	100.0	7,755.2	21.2	43,580.7	188.2	75.6
Kuwait	-	-	-	-	-	2,029.6	-15.3	3.5
United Arab Emirates	-	-	-	-	-	-	-100.0	-
Middle East	-	-	-	-	-38.2	2,029.6	-38.2	3.5
South Korea	-	-	-	-	-100.0	-	-100.0	-
China	-	-	-	-	-	-	-100.0	-
India	-	-	-	-	-	1,037.6	-47.9	1.8
Japan	-	-	-	-	-	3,213.8	-70.5	5.6
Malaysia	-	-	-	-	-100.0	-	-100.0	-
Pakistan	-	-	-	985.4	-	1,981.1	-	3.4
Taiwan	-	-	-	-	-	-	-100.0	-
Asia Pacific	-	-	-	985.4	-36.5	6,232.5	-77.7	10.8
Other outputs of the system (1)	-	-100.0	-	19.3	-86.4	76.1	-69.7	0.1
Total	2,579.6	46.2	100.0	8,759.9	8.3	57,616.3	-9.0	100.0
NG	2,528.7	57.5	98.0	7,603.7	21.2	42,213.2	278.9	73.3
LNG	50.9	-68.0	2.0	1,156.3	-36.3	15,403.1	-70.5	26.7
OECD	2,579.6	56.6	100.0	7,755.2	12.7	47,503.7	29.1	82.4
Non-OECD	-	-100.0	-	1,004.7	-16.9	10,112.6	-61.9	17.6

Source: Cores

(*) Rate of variation compared to the same period of previous year (see note 3)

(1) Gassing up operations of ships. Breakdown available since January 2014.

- equals 0.0 / ^ other than 0.0 / n.a.: not applicable

Note 1: all imports / exports are in the form of LNG, unless indicated otherwise.

Note 2: the weight of imports does not match the supply diversification under Article 21 of Royal Decree 1716/2004.

Nota 3: In order to adapt to European legislation, since January 2015, the concept of gas transit contract has been changed, being considered hereinafter as import and export.