

Natural gas imports & exports in Spain by country

November 2016

This month, net imports of natural gas stand at 29,740 GWh (-1.1% compared to November 2015), accumulating an increase of 41.6% in the last four months. Net LNG imports rise (+3.4%) while GN imports fall (-4.8%).

This month, Natural gas inflows to Spain reach 33,378 GWh, down 3.4% from November 2015, when the maximum level for the year was recorded.

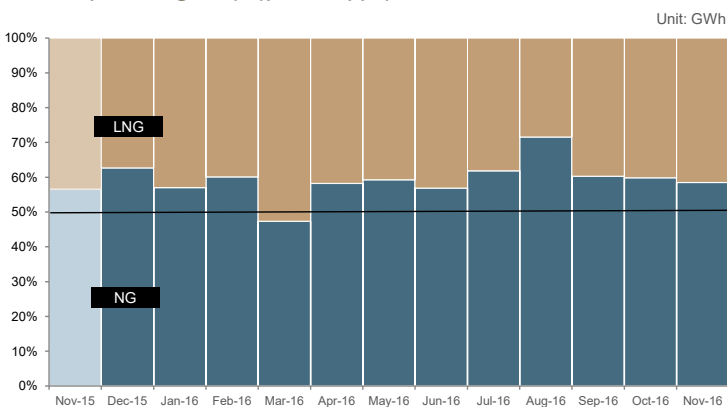
By geographical area, supplies from the Middle East (-58.8%) and Africa (-5.4%) decrease, the latter due to lower imports from both Algeria and Nigeria (-6.1% and -1.3%, respectively). On the other hand, imports from Central and South America (+114.2%) and Europe and Euroasia (+23.1%) continue to increase.

In the year-to-date, the main suppliers of natural gas to Spain are Algeria (57.7%), Nigeria (14.4%) and Norway (10.6%).

Exports experienced a year-on-year decline (-18.6%) to 3,638 GWh. This month, exports by pipeline (98.0% of the total) increase (+ 27.9%) while LNG (-95.7%) decrease. For the fourth consecutive month, Spain only supplies Europe and Euroasia. In the year-to-date, exports fall by 21.2% to 41,661 GW, with 95.4% by pipeline and the remaining 4.6% as LNG.

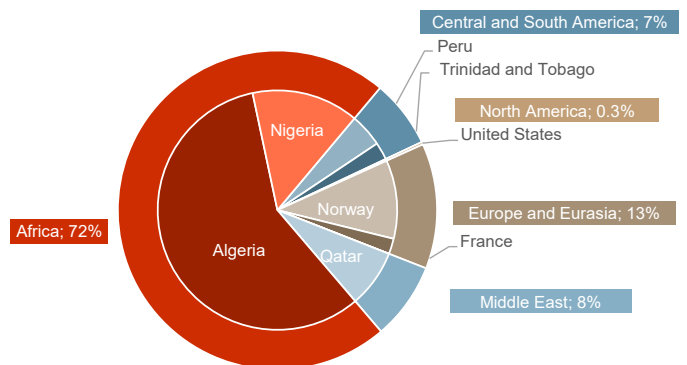
Decrease in net imports of natural gas to Spain [-1.1% vs. November 2015]

Import weight by type of supply



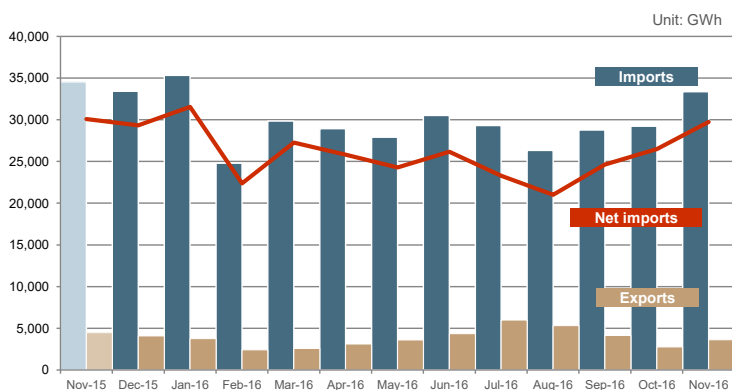
Source: Cores

Import distribution by geographical areas January-November 2016



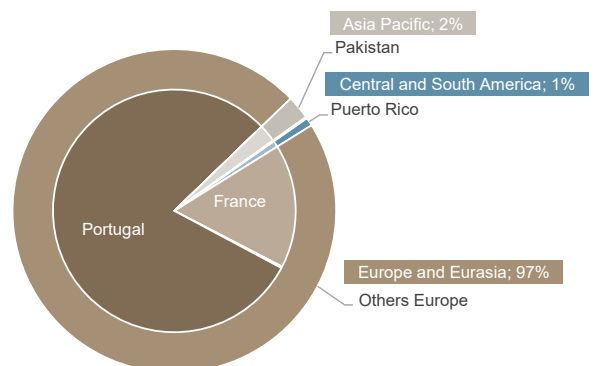
Source: Cores

Imports vs. exports



Source: Cores

Export distribution by geographical areas January-November 2016



Source: Cores

Net imports

Unit: GWh

	November 2016			Year-to-date		Rolling year		
	Net. imports	VR (%) (*)	Weight (%)	Net. imports	VR (%) (*)	Net. imports	VR (%) (*)	Weight (%)
TOTAL NET IMPORTS	29,740	-1.1	100.0	282,639	1.7	311,974	2.7	100.0
NG	15,962	-4.8	53.7	151,500	-1.3	169,441	0.2	54.3
LNG	13,777	3.4	46.3	131,139	5.4	142,533	5.7	45.7
OECD	564	-540.4	1.9	1,769	-200.2	1,790	-2,297.7	0.6
Non-OECD	29,176	-3.4	98.1	280,870	0.4	310,185	2.0	99.4

Source: Cores

(*) Rate of variation compared to the same period of previous year (see note 3)

(**) Weight of imports does not correspond with the diversification of supply under Article 21 of Royal Decree 1716/2004

NOTE: Other outputs of the system are not included in the OECD and Non-OECD breakdown

Natural gas imports by country

Unit: GWh

	November 2016			Year-to-date		Rolling year		
	Imports	VR (%) (*)	Weight (%)	Imports	VR (%) (*)	Imports	VR (%) (*)	Weight (%)
Algeria	19,786	-6.1	59.3	187,811	-3.9	209,821	-0.5	58.7
NG	16,284	0.7	48.8	157,809	-0.4	174,658	2.7	48.8
LNG	3,502	-28.7	10.5	30,002	-18.7	35,162	-13.9	9.8
Nigeria	3,781	-1.3	11.3	46,835	15.9	49,752	15.1	13.9
Africa	23,567	-5.4	70.6	234,646	-0.5	259,572	2.1	72.6
Peru	3,801	114.2	11.4	14,618	35.4	14,618	16.7	4.1
Trinidad and Tobago	-	-	-	7,660	-30.6	9,383	-26.3	2.6
Central and South America	3,801	114.2	11.4	22,278	2.1	24,001	-5.0	6.7
United States	-	-	-	846	-	846	-	0.2
North America	-	-	-	846	-	846	-	0.2
France	771	-18.1	2.3	6,767	-43.0	7,651	-42.1	2.1
NG	771	-18.1	2.3	6,766	-43.0	7,651	-42.1	2.1
LNG	-	-	-	1	-	1	-	^
Norway	3,393	39.1	10.2	34,423	19.0	37,629	16.3	10.5
NG	2,473	1.4	7.4	26,674	27.4	29,880	22.6	8.4
LNG	920	-	2.8	7,749	-2.9	7,749	-2.9	2.2
Portugal NG	-	-	-	-	-100.0	-	-	-
Europe and Eurasia	4,165	23.1	12.5	41,189	1.0	45,281	-0.7	12.7
Oman	-	-	-	-	-100.0	-	-100.0	-
Qatar	1,846	-58.8	5.5	25,341	-19.2	28,019	-17.6	7.8
Middle East	1,846	-58.8	5.5	25,341	-21.6	28,019	-21.8	7.8
Total	33,378	-3.4	100.0	324,300	-2.0	357,718	-0.9	100.0
NG	19,529	-0.1	58.5	191,248	^	212,189	2.2	59.3
LNG	13,850	-7.7	41.5	133,051	-4.6	145,529	-5.0	40.7
OECD	4,165	23.1	12.5	42,035	3.0	46,126	1.2	12.9
Non-OECD	29,214	-6.3	87.5	282,265	-2.7	311,592	-1.1	87.1

Source: Cores

Natural gas exports by country

Unit: GWh

	November 2016			Year-to-date		Rolling year		
	Exports	VR (%) (*)	Weight (%)	Exports	VR (%) (*)	Exports	VR (%) (*)	Weight (%)
Egypt	-	-	-	-	-100.0	-	-100.0	-
Africa	-	-	-	-	-100.0	-	-100.0	-
Canada	-	-	-	-	-100.0	-	-100.0	-
North America	-	-	-	-	-100.0	-	-100.0	-
Argentina	-	-	-	-	-100.0	-	-100.0	-
Brasil	-	-100.0	-	-	-100.0	-	-100.0	-
Puerto Rico	-	-	-	350.5	-	350.5	-	0.8
Central and South America	-	-100.0	-	350.5	-90.9	350.5	-92.6	0.8
Andorra	1.7	-	^	3.6	-	3.6	-	^
Cyprus	-	-	-	-	-100.0	-	-100.0	-
Slovenia	-	-	-	0.6	-	0.6	5.5	^
France	45.7	144.3	1.3	6,870.0	18.3	6,906.0	18.7	15.1
NG	20.0	-	0.6	6,580.3	18.1	6,594.9	18.4	14.4
LNG	25.7	37.4	0.7	289.7	22.3	311.1	25.9	0.7
Italy	3.3	-61.2	0.1	63.6	-25.1	722.3	663.6	1.6
Macedonia	-	-	-	-	-100.0	-	-100.0	-
Portugal	3,550.9	27.1	97.6	33,321.1	2.7	36,311.7	9.9	79.4
NG	3,546.3	27.2	97.5	33,168.4	2.6	36,153.0	9.8	79.0
LNG	4.7	-18.1	0.1	152.7	30.4	158.7	31.1	0.3
Switzerland	0.9	1.8	^	10.7	12.4	11.5	17.9	^
Turkey	-	-	-	-	-	-	-100.0	-
Europe and Eurasia	3,602.7	27.7	99.0	40,269.6	4.5	43,955.7	7.0	96.1
Kuwait	-	-	-	-	-100.0	-	-100.0	-
Middle East	-	-	-	-	-100.0	-	-100.0	-
South Korea	-	-	-	-	-100.0	-	-100.0	-
India	-	-	-	-	-100.0	-	-100.0	-
Japan	-	-100.0	-	-	-100.0	384.3	-86.4	0.8
Malaysia	-	-	-	-	-100.0	-	-100.0	-
Pakistan	-	-	-	985.4	-1.0	985.4	-1.0	2.2
Asia Pacific	-	-100.0	-	985.4	-84.6	1,369.7	-80.4	3.0
Other outputs of the system (1)	35.8	-	1.0	55.1	-70.3	68.1	-69.0	0.1
Total	3,638.5	-18.6	100.0	41,660.7	-21.2	45,744.0	-19.6	100.0
NG	3,566.3	27.9	98.0	39,748.7	4.9	42,747.9	11.0	93.5
LNG	72.2	-95.7	2.0	1,912.0	-87.2	2,996.2	-83.7	6.5
OECD	3,601.0	2.6	99.0	40,266.0	-5.4	44,336.4	-2.9	96.9
Non-OECD	37.5	-96.1	1.0	1,394.7	-86.5	1,407.6	-87.4	3.1

Source: Cores

(*) Rate of variation compared to the same period of previous year (see note 3)

(1) Gassing up operations of ships. Breakdown available since January 2014.

- equals 0.0 / ^ other than 0.0 / n.a.: not applicable

Note 1: all imports / exports are in the form of LNG, unless indicated otherwise.

Note 2: the weight of imports does not match the supply diversification under Article 21 of Royal Decree 1716/2004.

Note 3: In order to adapt to European legislation, since January 2015, the concept of gas transit contract has been changed, being considered hereinafter as import and export.